
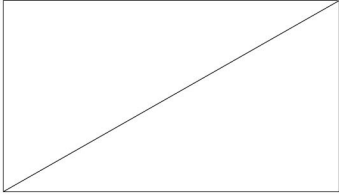



Two Color Blend:


Prepare two rectangles in contrasting colors.
 They should be as wide as your pasta machine rollers - 5 1/2" standard.
 Cut diagonally forming triangles:
 Cut diagonally forming triangles:



Form a rectangle using one triangle of each color.

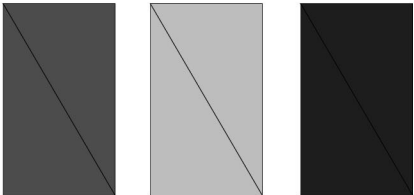


Fold bottom edge to top edge.
 Run through pasta machine.
 Do this 20 to 25 times.




Rainbow Blend (Three-Color)

Cut 2" wide rectangles in each color - red, gold, blue.
 Cut diagonally forming triangles



Arrange triangles:

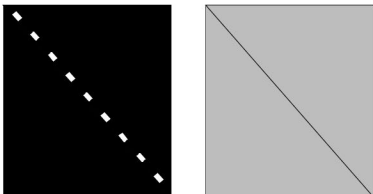


Blend:




Half Width Blend (Two-Color)

Cut 2 3/4" wide rectangles in each color - black, gold.
 Cut diagonally forming triangles



Arrange triangles:



Blend:

